

PARTS LIST FOR AFTER SALES SERVICE

MODEL WDS1600


REF	PART NO.	DESCRIPTION	QTY	REF	PART NO.	DESCRIPTION	QTY
101	4850017	FEED TABLE		1 218	4010017	MOTOR HOUSING FRAME	1
102	4850018	OUT FEED ROLLER		1 219	4130180	SLIDING SCREW 5/16-18 UNC	4
102A	4850019	IN FEED ROLLER		1 220	4900052	WASHER 10	4
103	4850020	FIXING PLATE		1 221	4130181	SCREW M10-1.5 X 3"	4
104	4130164	SCREW 1/4" X 5/8"		4 222	4030008	MOTOR	1
105	4130165	NUT 1/4"- 20		4 223	4900053	SLIDING RING 8 X 18	4
106	4750005	FEED ROLLER BEARING		8 224	4110013	KEY 5 X 5 X 25	2
107	4550017	SWITCH BOX HOUSING		1 225	4130812	SCREW 3/16"- 24 X 1/4"	1
108	4130166	NUT M6 - 0.1		2 226	4150010	POINTER	1
109	4130167	HEX BOLT 5/16"-18 X 5/8"		4 301	4820001	DRUM CASE	1
110	4900050	COUPLE AXEL		2 302*	4940007	DRUM ROLLER ASSY	1
111	4130168	SET SCREW		2 303	4940008	PULL CLAMP BRACKET	1
112	4550018	SWITCH BOX COVER		1 304	4180018	SPRING	1
113	4130169	SCREW M5-0.7 X 15MM		4 305	4100028	C-RING	1
114	4030007	REDUCTION MOTOR 1/15HP		1 306	4880013	FIXED CLAMP BRACLET	1
115	4130264	FASTEN BOLT 1/4"- 20 X 2"		2 307	4756205	BEARING	2
116	4130171	HEX SCREW M6 -0.1 X 15MM		4 308	4880015	BEARING CAP	4
117	4960018	TENSION ADJ. BLOCK		2 309	4130179	SCREW 5/16" -18" X 1"	4
118	4960019	ADJ. SLIDE PLATE		2 310	4130177	NUT 5/16" - 18	4
119	4130165	NUT 1/4" - 20		4 311	4150011	FIX BRACKET (L)	2
120	4130172	SCREW 5/16"-18 X 5/8"		4 312A	622183042	DRUM SCREW	1
121	4860018	FEED BELT		1 312	4150012	FIX BRACKET (R)	2
122	4560019	CABLE HOLDER		1 313	4960020	FIXING BLOCK (R)	2
123	4560020	CABLE HOLDER		1 314	4180020	SPRING	4
124	4590003	PLUG		1 315	4130183	SCREW M 4-0.7 X 1-3/4"	4
125	4550019	SWITCH BOX BOTTOM PLATE		1 316	4130184	NUT M4	8
126	4130173	SCREW 3/16" - 24 X 1/4"		2 317	4960021	FASTEN BAR	2
127	4130227	SCREW 3/16" - 24 X 3/4"		2 318	4150014	FASTEN PLATE	1
128	4420006	PC BOARD		1 319	4130164	SCREW 1/4" - 20 X 5/8"	2
129	4420007	INSULATED BOARD		1 320	4880016	COVER HINGE	2
130	4550020	SWITCH		1 321	4130185	SCREW 1/4" - 20 X 3/4"	4
131	4520008	POWER CORD		1 322	4880017	AUX GUARD	2
132	4880039	FRONT NIP GUARD		1 323	4900054	COMPOUND JOINTER	2
133	4180025	ADJ. SPRING		2 324	4130186	SOC. SET SCREW 1/4"-2 X 1/2"	2
201	4190000	ARCH		1 325	4880018	COMPOUND BLOCK	1
202	4950020	DEPTH INDICATOR		1 326	4610000	SANDING SLEEVE	1
203	4950021	ROTATION INDICATOR		1 327	4150013	HOOKING PLATE	1
204	4130175	SCREW 5/16"- 18 X 1-1/4"		4 328	4130187	NUT 5/16"- 20	2
205	4900051	WASHER 8 X 18		4 329	4830021	HANDLE	1
206	4830019	HAND KNOB		1 330	4130188	BOLT 5/16" - 20" X 1"	2
207	4830020	HEIGHT CONTROL WHEEL		1 331	4880019	DUST COVER	1
208	4760003	CONNECTING BUSH		2 332	4130189	SCREW 3/16" - 24 X 1"	2
209	4130176	SOC. SET SCREW 5/16" X 5/16"		1 333	4900055	WASHER 3/16"	2
210	4130177	NUT 5/8" - 18		2 334	4130190	NUT 3/16" - 24	2
211	4100027	HEIGHT CONTROL SHAFT		1 335	4880041	DUST CLUTE	1
212	4130178	NYLON NUT 5/16"		4 336	4880041	DUST COVER LATCH	1
213	4010014	ARCH STAND		1 337	4130226	LATCH SCREW	1
214	4010015	FEED ROLLER SUPPORT (L)		1 338	4880038	INTERNAL NIP GUARD	1
215	4010016	FEED ROLLER SUPPORT (R)		1 339	6241113	ALLEN WRENCH 6MM	1
216	4130179	SCREW 5/16" - 18 X 1"		1 340	1240030	ALLEN WRENCH 4MM	1
217	4150009	ADJUSTING SHIM		2 341	1240120	OPEN-END WRENCH 10/12MM	1

SERVICE NOTES:

**WDS1600 16X32 Wide Drum Sander
Internal Gears for the Reduction Motor (4030007)**


Sharley

4200002




49T

4200003



39T

4200004



37T